

Certificate of Analysis No. : 1629470

Customer

BRAIMIOTIS - P. SCARLATOS Ltd

144, 3rd SEPTEMVRIOU

11251 ATHENS

Attn.: Mr GOROGIAS

Date of issue: 9/11/2016

Sample information

Sample kind : Parts of Electronic cigarette

Sample identification : Q14 Clearomizer (D-ATQ14-161018-006) / OCC Coil Cylinder 1,6 Ohm (D-COCC-161018-006) / Passthrough Battery (D-MPASS-161018-006), prod/imp.: JFT Co, Ltd.1209, Seoulsoop SK-V1 Tower,5,Seongsuilro 8-gil, Seongdong-gu,Seoul, KOREA 04793

Received on : 20/10/2016 2:10:00 p.m.

Packaging : ---

Seals : None

Temperature : Ambient

Condition on receipt : Normal

Sampling information

Sampling responsible : Customer

Date : ---

Location : ---

Point : ---

Method : ---

Certificate of Analysis No. : 1629470

Analysis result

Date of analysis : 26/10/2016 – 2/11/2016

PARAMETER	METHOD	UNITS	RESULT	LIMITS
E-cigarette emission testing			.	
Emission protocol			.	
E-liquid			Reference A (AFNOR XP D 90-300-3)	
MOD			Passthrough Battery	
Atomizer			Q14 Clearomizer	
Atomizer head/coil			OCC Coil Cylinder 1,6 Ohm	
Coil Composition			Cr20Ni80	
Battery type			li-ion	
Battery capacity		mAh	900	
Wattage		W	7,22	
Voltage		V	3,4	
Device Airflow		on/off	full ON	
Puff duration		sec	3	
Puff interval (frequency)		sec	30	
Puffs per set		unit	20	
Set number		unit	5	
Puff number		unit	100	
Aspiration Airflow		l/min	1,1	
Puff volume		ml	55	
Vapor temperature at mouthpiece outlet		°C	<60	
Inclination angle of e-cigarette tank		°	45	
Emissions			.	
Nicotine 1st set	* GC/FID	mg / 100 puffs	12	
Nicotine 3rd set	* GC/FID	mg / 100 puffs	9,5	
Nicotine 5th set	* GC/FID	mg / 100 puffs	10	
Nicotine average		mg / 100 puffs	10,5	

The analysis results refer only to the items tested

This certificate shall not be reproduced unless in full without the written approval of A. TSAKALIDIS Inc.

(*)Method out of the scope of accreditation

Certificate of Analysis No. : 1629470

Conclusion

The mass variability of the emitted nicotine is less than 25% for each measurement relative to the average value of the 3 measurements.

For
A. TSAKALIDIS Inc.

A. TSAKALIDIS
Managing Director

Certificate of Analysis No. : 1629470

APPENDIX A

SAMPLE'S PHOTOGRAPH

Certificate of Analysis No. : 1629470



Certificate of Analysis No. : 1629470

APPENDIX B

CHROMATOGRAMS

Certificate of Analysis No. : 1629470

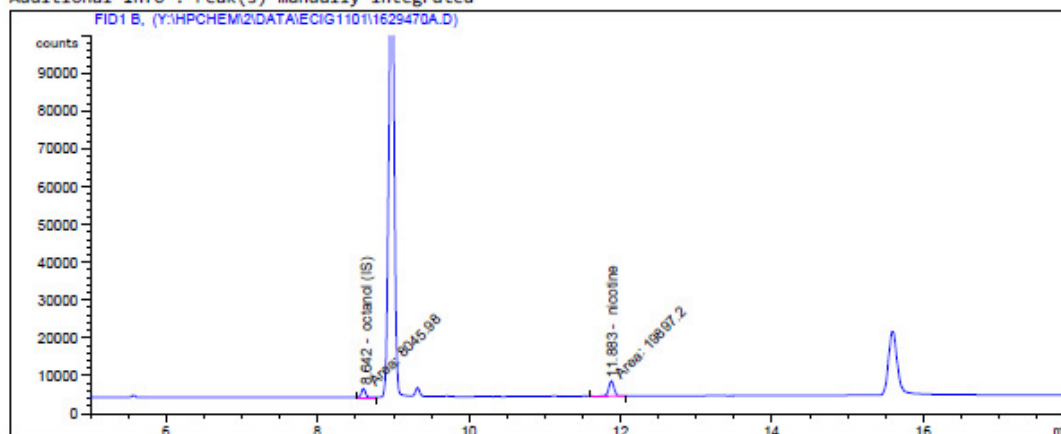
1. Nicotine in the first set

Data File Y:\HPCHEM\2\DATA\ECIG1101\1629470A.D
Sample Name: 1629470a

```
=====
Acq. Operator   : Arkouli                      Seq. Line :    1
Acq. Instrument : Instrument 2                  Location  : Vial 26
Injection Date  : 2/11/2016 3:51:45 µµ          Inj       :    1
                                           Inj Volume: 1 µl

Acq. Method     : C:\HPCHEM\2\METHODS\ECIGAR.M
Last changed    : 28/10/2016 4:50:39 µµ by drillia
Analysis Method : C:\METHODS (PROS) FID\ECIGAR2.M
Last changed    : 10/11/2016 2:09:29 µµ
Method Info     : GC5 HP wax
=====
```

Additional Info : Peak(s) manually integrated



Area Percent Report

```
=====
Sorted By      : Signal
Calib. Data Modified : 10/11/2016 2:09:14 µµ
Multiplier     : 1.0000
Dilution       : 1.0000
Use Multiplier & Dilution Factor with ISTDs
=====
```

Signal 1: FID1 B,

Peak #	RetTime [min]	Type	Width [min]	Area counts*s	Area %	Name
1	8.642	MF +	0.0577	8045.98340	28.79407	octanol (IS)
2	11.883	FM +	0.0809	1.98972e4	71.20593	nicotine
3	12.557	+	0.0000	0.00000	0.00000	diethylen
Totals :				2.79432e4	100.0000	

Certificate of Analysis No. : 1629470

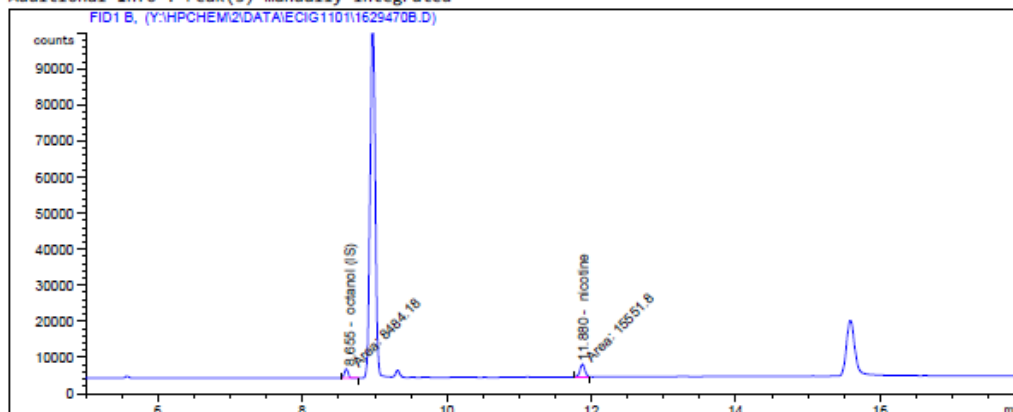
2. Nicotine in the third set

Data File Y:\HPCHEM\2\DATA\ECIG1101\1629470B.D
 Sample Name: 1629470b

```
=====
Acq. Operator   : Arkouli                      Seq. Line :    2
Acq. Instrument : Instrument 2                  Location  : Vial 27
Injection Date  : 2/11/2016 4:19:06 µµ         Inj       :    1
                                           Inj Volume: 1 µl

Acq. Method     : C:\HPCHEM\2\METHODS\ECIGAR.M
Last changed    : 28/10/2016 4:50:39 µµ by drillia
Analysis Method : C:\METHODS (PROS) FID\ECIGAR2.M
Last changed    : 10/11/2016 2:09:29 µµ
Method Info     : GC5 HP wax
=====
```

Additional Info : Peak(s) manually integrated



Area Percent Report

```
=====
Sorted By      : Signal
Calib. Data Modified : 10/11/2016 2:09:14 µµ
Multiplier     : 1.0000
Dilution       : 1.0000
Use Multiplier & Dilution Factor with ISTDs
=====
```

Signal 1: FID1 B,

Peak #	RetTime [min]	Type	Width [min]	Area counts*s	Area %	Name
1	8.655	MF +	0.0568	8484.17578	35.29778	octanol (IS)
2	11.880	MM +	0.0744	1.55518e4	64.70222	nicotine
3	12.557	+	0.0000	0.00000	0.00000	diethylen
Totals :				2.40360e4	100.0000	

Certificate of Analysis No. : 1629470

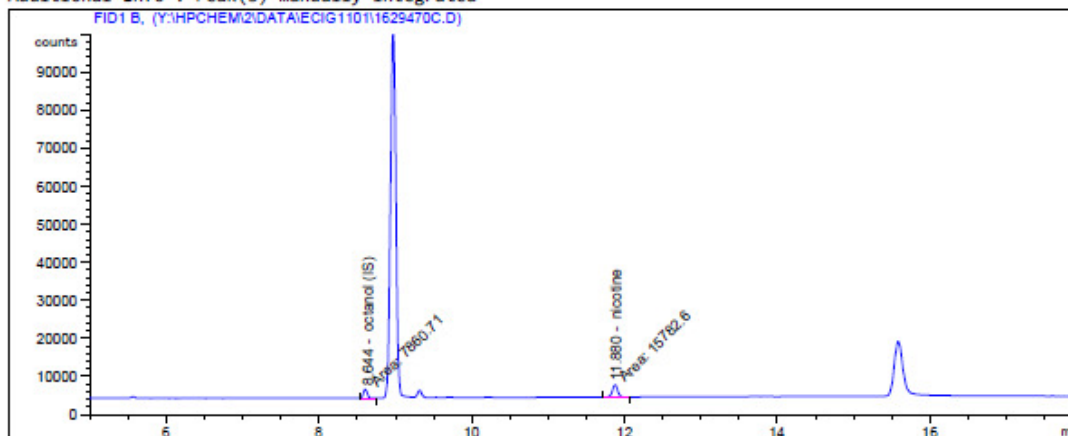
3. Nicotine in the fifth set

Data File Y:\HPCHEM\2\DATA\ECIG1101\1629470C.D
 Sample Name: 1629470c

```
=====
Acq. Operator   : Arkouli                      Seq. Line :    3
Acq. Instrument : Instrument 2                  Location  : Vial 28
Injection Date  : 2/11/2016 4:46:12 µµ         Inj       :    1
                                           Inj Volume: 1 µl

Acq. Method     : C:\HPCHEM\2\METHODS\ECIGAR.M
Last changed    : 28/10/2016 4:50:39 µµ by drillia
Analysis Method : C:\METHODS (PROS) FID\ECIGAR2.M
Last changed    : 10/11/2016 2:09:29 µµ
Method Info     : GC5 HP wax
=====
```

Additional Info : Peak(s) manually integrated



Area Percent Report

```
=====
Sorted By      : Signal
Calib. Data Modified : 10/11/2016 2:09:14 µµ
Multiplier     : 1.0000
Dilution       : 1.0000
Use Multiplier & Dilution Factor with ISTDs
=====
```

Signal 1: FID1 B,

Peak #	RetTime [min]	Type	Width [min]	Area counts*s	Area %	Name
1	8.644	MF +	0.0566	7860.71484	33.24709	octanol (IS)
2	11.880	FM +	0.0793	1.57826e4	66.75291	nicotine
3	12.557	+	0.0000	0.00000	0.00000	diethylen

Totals : 2.36433e4 100.0000

Certificate of Analysis No. : 1629470

APPENDIX C

ANALYTICAL METHODS DESCRIPTION

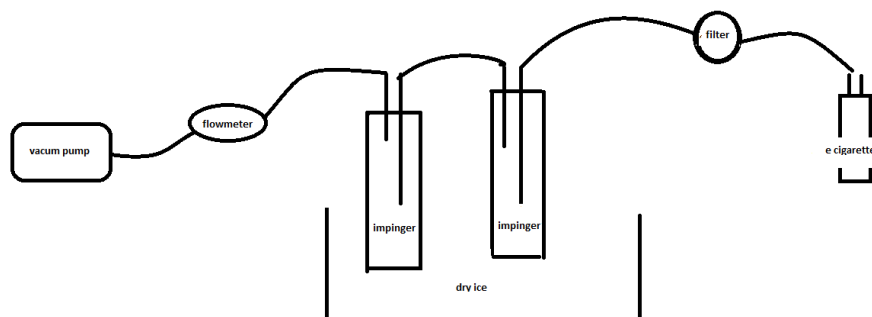
Certificate of Analysis No. : 1629470

TESTING OF CONSTANT EMISSION OF NICOTINE FROM ELECTRONIC CIGARETTE DEVICE

1. Vapor sampling

For the testing of constant emission of nicotine from electronic cigarette devices, a vaporization test using the reference liquid A is carried out (&5.2.4, AFNOR XP D90-300-3) according to the parameters defined in paragraphs 5.4.2 , 5.4.7 & 5.9 of AFNOR XP D90-300-3 (July 2016), and the concentration of nicotine which is emitted during the first, third and fifth period of puffs is determined.

For the collection of vapor, filters of 37 mm diameter and traps under cooling are used by the use of the following device.



The vapor is collected on filter which is followed by the traps that contain methanol and are cooled by dry ice.

- Each filter is extracted by methanol and nicotine is determined by gas chromatography and flame ionization detector.

2. Description of analytical methods

Determination of nicotine

Instrumentation

- Gas Chromatograph (GC) Hewlett Packard 5890
- Capillary column HP-INNOWAX with dimensions: length 30m x diameter 0.32mm x film thickness 0.25μ
- Injector split/splitless
- Detector FID
- Carrier gas helium

Experimental procedure

The filter is extracted by methanol using ultrasounds, followed by filtration of the extract. Using an appropriate aliquot of the extract, the internal standard 1-octanol is added. Then, analysis by GC/FID is followed and quantification of nicotine is done by the use of calibration curve, which is constructed by the analysis of four standards.